



# Monthly Report

MARCH  
2023  
ISSUE

## CITY OF RIO VISTA - MONTHLY REPORT




### Community Meeting/Workshops - General Plan Update / Economic Development Strategy

On January 26, the General Plan Working Group, along with Fehr & Peers consultants David Robinson, Carly Hoyt, and Mary Ramones; and StoneCreek Partners' Baxter Slaton, held two community meetings at the Veterans Memorial Hall. Approximately 95 community members attended the sessions.

City staff and consultants facilitated interactive stations to discuss the Land Use, Circulation, and Economic Development elements of the General Plan Update. In turn, attendees of all ages (including elementary, middle school, and high school students) shared their feedback, ideas, and concerns regarding the current state and future of Rio Vista.

The information and feedback gathered from these sessions and surveys will be used by the General Plan Update and Economic Development Strategy teams as they move forward in completing the respective documents.



Visit the **2045 General Plan Update website** for the latest updates and upcoming **General Plan Working Group meetings**.

Click the logo above or scan the QR code below



### "PD Dog"

*Rescue support campaign sees first two dogs adopted*



The Rio Vista Police Department launched "PD Dog" in January, a program designed to help Rio Vistans adopt dogs from the Solano Animal Shelter.

By bringing one specially selected dog per week to the station and allowing our community to schedule appointments to meet and fall in love with him/her, we hope to help facilitate countless adoptions.

We've already had two success stories, with Rooster being adopted the first week and DaVinci being adopted by our own Jennifer Torres, Public Safety Support Services Manager.

For more information, call the Police Department office at (707) 374-6366.



CITY OF RIO VISTA - MONTHLY REPORT

Public meetings

Unless otherwise noted, all City meetings are held in the Council Chambers at City Hall (1 Main Street).

City Council meetings, Planning Commission meetings, and General Plan Working Group meetings are:

- "hybrid" (held in person and via Zoom)
- broadcast on Comcast local channel 26
- recorded for future viewing (check the [City's website](#))

All other Committee and Commission meetings are audio-recorded and available for future listening (check the [City's website calendar](#)).

SUNDAY MONDAY TUESDAY WEDNESDAY THURSDAY FRIDAY SATURDAY

MARCH 2023							1	2	3	4
5	6	7 CITY COUNCIL (6 P.M.)	8 PLANNING COMMISSION (6 P.M.)	9	10	11		GENERAL PLAN WORKING GROUP (5 P.M.)		
12	13	14	15	16	17	18				
19	20	21 CITY COUNCIL (6 P.M.)	22	23	24	25				
26	27 PUBLIC SAFETY OVERSIGHT COMMISSION (4 P.M.) ***** PARK & REC COMMISSION (6 P.M.)	28	29	30	31					

**Mark your calendar! Household Hazardous Waste (HHW) event: April 22**  
 The next HHW event is Saturday, April 22, from 8:00 a.m. to 2:00 p.m. at the Northwest Wastewater Treatment Plant located at 3000 Airport Road. The HHW events are for Rio Vista residents with trash service. These events have been expanded to include the E-Waste and Tire Recycling Events and are held in the spring and fall of each year.  
 For more info, contact Public Works at (707) 374-6451 (option 2).

**Do you know about all the events going on at the Rio Vista Library?**

- Make slime with local teen volunteers from 3:30 to 4:30 p.m. on March 9 (for all ages)
- Master Gardener Dave Bellamy will give a presentation about seed gardening from 12 noon to 1:00 p.m. on March 17 (for adults)
- Enjoy fitness games, interactive experiences, and immersive experiences with virtual reality technology from 3:00 to 4:00 p.m. on March 21 (for teens and adults)

And *much more*, including:

- On March 30, from 3:00 to 6:00 p.m. children can have their bikes repaired and learn bicycle safety. (By nonprofit Bay Area Bike Mobile)
- On March 31, from 1:00 to 3:00 p.m. adults and seniors can get free diabetes and blood pressure screenings. (By Touro Mobile Diabetes Education Center volunteers)

For location, hours, and more info, click the logo below or scan the QR code



KNOW YOUR **ZONE** **GOING LIVE** in Solano County on March 1st



ZONEHAVEN **AWARE** For more information visit [solanocounty.com/evacuation](http://solanocounty.com/evacuation)

Rio Vista Police and Fire Departments, along with other law enforcement and fire agencies in Solano County, have been working with the Office of Emergency Services to designate special evacuation zones for Zonehaven - a system utilized to allow communities and first responders to more effectively plan, communicate, and execute orderly evacuations.

When Zonehaven goes live on March 1, residents will be able look up their zone and other useful information.

For more information, visit [www.solanocounty.com/evacuation](http://www.solanocounty.com/evacuation)





CITY OF RIO VISTA - MONTHLY REPORT



Operating Budget Excellence Award - 4th year in a row

The Finance Department is thrilled to announce that Fiscal Year 2022/23 is the fourth consecutive year the City received the Operating Budget Excellence Award for meeting the criteria established by the California Society of Municipal Finance Officers.

*Please help us welcome...*

...Amanda Riesgo to the Finance Department

Amanda joined the Finance team in January as Part-time Account Clerk. Amanda lives in Rio Vista with her wife Jana and their dog, Sora, and cat, Regina George. You will find her at the front counter in Utility Billing Monday through Thursday.

Amanda has been a fantastic addition to the team!

Facility Power Outage

The Police Department, along with a good portion of the community, lost power during the January storms. Staff is working to ensure the Police Department has adequate and reliable backup power should another event occur.

...Sergeant Mark Demarest to the Police Department

Sgt. Demarest has been a peace officer for over 20 years, starting in 2002 at the Riverside County Sheriff's Office until 2003 when he moved north to the Solano County Sheriff's Office. Sgt. Demarest has worked in County Patrol, Court Security, the Transportation Bureau, and as a Detective in CalMMET (California Multi-jurisdictional Methamphetamine Enforcement Team) and on the FBI Safe Streets Task Force. While doing all that, he continued his collateral duties as a SWAT sniper for 16 years and firearms instructor for ten years. Finally, before promoting to Sergeant, he worked as an EOD & Patrol K9 handler with Sheriff K9 "Grizz" for eight years.

Sgt. Demarest replaces Sgt. Cummings, who returned to the Sheriff's Office.

Airport Day – September 9

Public Works staff has begun planning with the Experimental Aircraft Association (EAA) Group and the Travis Aero Club to bring back Airport Day on September 9, 2023.

General Plan Housing Element

The Housing Element consultant, PlaceWorks, has submitted the Draft Housing Element to the State Housing and Community Development Department (HCD) for review. HCD's 90-day review period will close on March 13, 2023. It is anticipated the Housing Element will receive formal review by the Planning Commission in late March and will be presented to the City Council for adoption in April.

Dottie gets rehomed

Faced with insurance costs and safety repair costs, the Citizens Assisting Police Services (CAPS) has elected to dissolve their non-profit organization and donate their one asset, "Dottie" the 1950 Dodge police car, to the City.

Currently, Police staff is working to establish the verifiable title and registration for this vehicle.

Public Safety Support Services Manager Jennifer Torres w/ "Dottie"





CITY OF RIO VISTA - MONTHLY REPORT

JANUARY 2023 - DATA BY DEPARTMENT

FINANCE

- The water and sewer bills for January 2023 services were sent to the printer on February 2, 2023.
- As of January 31, 2023, a total of 2,416 utility accounts have signed up for online services, approximately 42% of the total connections.
- Utility Billing Payment Arrangements – As of January 31, 2023, Finance has offered payment plans to 11 customers.
- Low Income Household Water Assistance Program (LIHWAP) – From July 1, 2022, to January 31, 2023, eight customers successfully applied for and received funding from the program. Total program fund applied to their utility balances was \$7,509.
- Utility Billing Accounts Receivable Summary:

Month	Number of Active Accounts	Number of New Accounts	Outstanding Balance Disconnect Notice	Shut-Offs *	Number of Closed Accounts
February, 2022	5442	59	542	0	31
March, 2022	5503	94	509	0	33
April, 2022	5527	66	486	39	42
May, 2022	5541	63	487	21	49
June, 2022	5568	71	512	20	44
July, 2022	5550	48	588	10	30
August, 2022	5586	63	570	16	27
September 2022	5634	73	605	16	25
October 2022	5657	55	603	38	32
November 2022	5659	22	646	0**	20
December 2022	5673	56	548	25	42
January 2023	5685	35	608	18	23

\* Executive Order N-42-20, which prohibits water systems from shutting off water service for non-payment of bills, expired on December 31, 2021. The City resumed the issuance of Disconnect Notice on February 2<sup>nd</sup> for shut-off date on April 5<sup>th</sup> per SB-998, on the sixty-first day from the date of the disconnect notice.

\*\*Shut offs were not performed due to holidays.

- Utility Billing Aging Information for the last three months

MONTH	TOTAL - UB DATA	0-30 Days	31-60 Days	61-90 Days	Over 90 Days	TOTAL
NOV 2022	# of Customer	664	730	255	180	837
	Total	\$ 9,290	\$ 91,796	\$ 28,364	\$ 59,075	\$ 188,525
	% of Total Outstanding Balance	5%	49%	15%	31%	100%
DEC 2022	# of Customer	566	620	282	251	739
	Total	6,849	79,310	31,389	72,253	\$ 189,801
	% of Total Outstanding Balance	4%	42%	17%	38%	100%
JAN 2023	# of Customer	714	684	253	217	889
	Total	\$ 9,049	\$ 79,704	\$ 33,547	\$ 70,062	\$ 192,362
	% of Total Outstanding Balance	5%	41%	17%	36%	100%



CITY OF RIO VISTA - MONTHLY REPORT

JANUARY 2023 - DATA BY DEPARTMENT

FINANCE (continued)

- Utility Billing Aging Information for the last three months (continued)

MONTH	ACTIVE - UB DATA	0-30 Days	31-60 Days	61-90 Days	Over 90 Days	TOTAL
NOV 2022	# of Customer	664	714	249	77	714
	Total	\$ 9,290	\$ 90,679	\$ 27,918	\$ 30,024	\$ 157,911
	% of Total Outstanding Balance	6%	57%	18%	19%	100%
DEC 2022	# of Customer	566	611	267	142	612
	Total	\$ 6,849	\$ 78,175	\$ 30,231	\$ 40,704	\$ 155,959
	% of Total Outstanding Balance	4%	50%	19%	26%	100%
JAN 2023	# of Customer	714	671	241	99	756
	Total	\$ 9,049	\$ 78,624	\$ 32,367	\$ 36,693	\$ 156,734
	% of Total Outstanding Balance	6%	50%	21%	23%	100%

MONTH	CLOSED - UB DATA	0-30 Days	31-60 Days	61-90 Days	Over 90 Days	TOTAL
NOV 2022	# of Customer	0	16	6	103	123
	Total	\$ -	\$ 1,117	\$ 446	\$ 29,051	\$ 30,614
	% of Total Outstanding Balance	0%	4%	1%	95%	100%
DEC 2022	# of Customer	0	9	15	109	127
	Total	\$ -	\$ 1,135	\$ 1,158	\$ 31,549	\$ 33,842
	% of Total Outstanding Balance	0%	3%	3%	93%	100%
JAN 2023	# of Customer	0	13	12	118	133
	Total	\$ -	\$ 1,079	\$ 1,180	\$ 33,368	\$ 35,627
	% of Total Outstanding Balance	0%	3%	3%	94%	100%

- As of December 31, 2022, a total of \$675,543 was recorded for the Measure O Sales Tax allocation in FY2022/23. Below is an overview of revenues and expenses for Measure O in recent years.

	FISCAL YEAR				
	FY18/19	FY19/20	FY20/21	FY21/22	FY22/23
<b>Revenue</b>					
Measure O	1,153,548	1,031,077	1,269,925	1,436,763	675,543
Interest Income	139	-	-	-	-
Subtotal	1,153,687	1,031,077	1,269,925	1,436,763	675,543
<b>Expense</b>					
Salaries & Wages	751,431	731,755	850,844	915,874	446,201
Benefits	402,256	299,322	419,081	520,889	353,217
Subtotal	1,153,687	1,031,077	1,269,925	1,436,763	799,418
Net Change in Balance	-	-	-	-	(123,875)

- As of January 31, 2023, a total of \$269,581 was recorded from Cannabis Businesses for the required payments in FY2022/23. Below is a summary of revenue received from Cannabis Businesses in recent years.

PAYMENT TYPE	FISCAL YEAR					
	2017/18	2018/19	2019/20	2020/21	2021/22	2022/23
Annual Facility	8,000	19,394	30,788	77,917	93,754	95,151
Gross Receipt	1,728	87,339	347,558	803,794	616,256	174,430
<b>ANNUAL TOTAL</b>	<b>9,728</b>	<b>106,733</b>	<b>378,346</b>	<b>881,711</b>	<b>710,010</b>	<b>269,581</b>





CITY OF RIO VISTA - MONTHLY REPORT

JANUARY 2023 - DATA BY DEPARTMENT

FINANCE (continued)

- Monthly water consumption by account type and jurisdiction code - three month comparison

**JANUARY - Per Capita Water Use in Gallon**

Account Type	1/31/2021		1/31/2022		1/31/2023	
	Core	Trilogy/ Liberty	Core	Trilogy/ Liberty	Core	Trilogy/ Liberty
Churches	65,824	-	40,392	-	21,692	-
Commercial	2,976,292	705,364	2,138,532	819,060	1,858,780	795,124
Government	865,436	4,488	201,960	8,976	355,300	11,968
Multi Family	1,256,640	-	1,283,568	-	1,074,876	-
Mobile Homes	299,948	-	252,824	-	416,636	-
Residential	10,032,176	20,670,980	7,874,196	13,674,188	8,168,908	15,510,528
Schools	1,198,296	-	147,356	-	882,640	-
Total per Jurisdiction	16,694,612	21,380,832	11,938,828	14,502,224	12,778,832	16,317,620
<b>Fiscal Year Total in Gallon</b>	<b>38,075,444</b>		<b>26,441,052</b>		<b>29,096,452</b>	

**Residential Gallons Per Capita**

Residential Gallons*	11,588,764	20,670,980	9,410,588	13,674,188	9,660,420	15,510,528
Total Residential per Month	<b>32,259,744</b>		<b>23,084,776</b>		<b>25,170,948</b>	
Population per Census	9,999		10,084		10,217	
Per Capita per Month	3,226		2,289		2,464	
Per Capita per Day	104		74		79	

**DECEMBER - Per Capita Water Use in Gallon**

Account Type	12/31/2020		12/31/2021		12/31/2022	
	Core	Trilogy/ Liberty	Core	Trilogy/ Liberty	Core	Trilogy/ Liberty
Churches	44,880	-	53,108	-	155,584	-
Commercial	3,108,688	2,590,324	2,807,244	898,348	2,047,276	1,912,636
Government	737,528	5,984	204,204	11,968	298,452	11,968
Multi Family	1,324,708	-	1,297,780	-	1,190,816	-
Mobile Homes	384,472	-	427,856	-	398,684	-
Residential	12,450,460	25,412,552	8,872,028	16,928,736	11,261,140	22,461,692
Schools	1,170,620	-	546,788	-	1,004,564	-
Total per Jurisdiction	19,221,356	28,008,860	14,209,008	17,839,052	16,356,516	24,386,296
<b>Fiscal Year Total in Gallon</b>	<b>47,230,216</b>		<b>32,048,060</b>		<b>40,742,812</b>	

**Residential Gallons Per Capita**

Residential Gallons*	14,159,640	25,412,552	10,597,664	16,928,736	12,850,640	22,461,692
Total Residential per Month	<b>39,572,192</b>		<b>27,526,400</b>		<b>35,312,332</b>	
Population per Census	9,999		10,084		10,217	
Per Capita per Month	3,958		2,730		3,456	
Per Capita per Day	128		88		111	



CITY OF RIO VISTA - MONTHLY REPORT - AUGUST 2022

JANUARY 2023 - DATA BY DEPARTMENT

FINANCE (continued)

- Monthly water consumption by account type and jurisdiction code - three month comparison (continued)

**NOVEMBER - Per Capita Water Use in Gallon**

Account Type	11/30/2020		11/30/2021		11/30/2022	
	Core	Trilogy/ Liberty	Core	Trilogy/ Liberty	Core	Trilogy/ Liberty
Churches	68,068	-	567,732	-	516,120	-
Commercial	3,573,196	3,944,952	5,051,244	3,469,224	3,725,788	4,569,532
Government	96,492	4,488	666,468	8,976	560,252	19,448
Multi Family	1,713,668	-	1,552,100	-	1,320,220	-
Mobile Homes	516,868	-	305,932	-	525,844	-
Residential	19,111,400	38,484,600	14,546,356	30,638,080	15,708,748	31,672,564
Schools	2,017,356	-	1,932,084	-	1,243,176	-
Total per Jurisdiction	27,097,048	42,434,040	24,621,916	34,116,280	23,600,148	36,261,544
<b>Fiscal Year Total in Gallon</b>	<b>69,531,088</b>		<b>58,738,196</b>		<b>59,861,692</b>	

**Residential Gallons Per Capita**

Residential Gallons*	21,341,936	38,484,600	16,404,388	30,638,080	17,554,812	31,672,564
Total Residential per Month	<b>59,826,536</b>		<b>47,042,468</b>		<b>49,227,376</b>	
Population per Census	9,999		10,084		10,217	
Per Capita per Month	5,983		4,665		4,818	
Per Capita per Day	193		150		155	

FIRST RESPONDERS - STAFFING

Fire Department Staffing

- 14 full-time positions allocated
  - One Fire Chief
  - One Battalion Chief (starting April)
  - 12 suppression positions, assigned to three shifts
- Target daily staffing:
  - Four firefighters, staffing two apparatus:
    - Captain
    - Engineer
    - Engineer/Paramedic
    - Firefighter/Paramedic
- (Three) Intern Firefighter positions are currently vacant pending agreement with Consumnes College

Police Department Staffing

- 12 sworn officers
- One Public Safety Support Services Manager
- One Full-time Community Services Officer (Evidence/Traffic)
- One Part-time Community Services Officer (Code Enforcement)
- Police volunteers donated 175 staff hours in January, staffing the front office and other support services.



Are you registered yet?

The Alert Solano emergency system enables the agencies within Solano County to provide you with critical information quickly in a variety of situations, including severe weather, unexpected road closures, missing persons, evacuations, and natural disasters - on any device.

Click on the logo above or scan the QR code below to register now





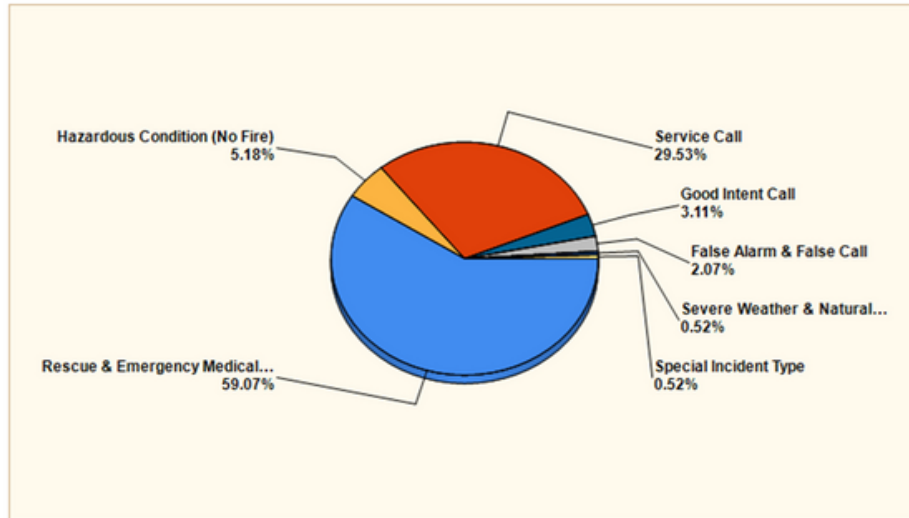
CITY OF RIO VISTA - MONTHLY REPORT - AUGUST 2022

JANUARY 2023 - DATA BY DEPARTMENT

FIRE

- Major incidents by type

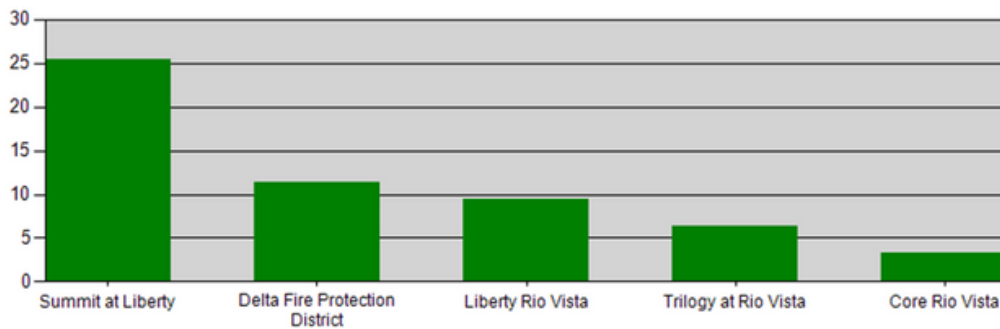
Breakdown by Major Incident Types for Date Range  
Zone(s): All Zones | Start Date: 01/01/2023 | End Date: 01/31/2023



MAJOR INCIDENT TYPE	# INCIDENTS	% of TOTAL
Rescue & Emergency Medical Service	114	59.07%
Hazardous Condition (No Fire)	10	5.18%
Service Call	57	29.53%
Good Intent Call	6	3.11%
False Alarm & False Call	4	2.07%
Severe Weather & Natural Disaster	1	0.52%
Special Incident Type	1	0.52%
<b>TOTAL</b>	<b>193</b>	<b>100%</b>

- Response times

Start Date: 01/01/2023 | End Date: 01/31/2023



Zone	AVERAGE RESPONSE TIME in minutes
Summit - Summit at Liberty	25:37
Delta - Delta Fire Protection District	11:39
Liberty - Liberty Rio Vista	9:51
Trilogy - Trilogy at Rio Vista	6:29
Core - Core Rio Vista	3:37





CITY OF RIO VISTA - MONTHLY REPORT - AUGUST 2022

JANUARY 2023 - DATA BY DEPARTMENT

FIRE (continued)

- Response times (past, for comparison)

**December 2022**

Zone	AVERAGE RESPONSE TIME December 2022
Delta - Delta Fire Protection District	11:01
Summit - Summit at Liberty	10:02
Liberty - Liberty Rio Vista	8:10
Trilogy - Trilogy at Rio Vista	6:39
Core - Core Rio Vista	4:06

**November 2022**

Zone	AVERAGE RESPONSE TIME November 2022
Summit - Summit at Liberty	11:54
Delta - Delta Fire Protection District	10:07
Liberty - Liberty Rio Vista	9:40
Trilogy - Trilogy at Rio Vista	6:09
Core - Core Rio Vista	3:46

**Annual Averages**

ZONE	AVERAGE RESPONSE TIME 2022
Trilogy - Trilogy at Rio Vista	06:27
Summit - Summit at Liberty	10:06
Liberty - Liberty Rio Vista	08:04
Delta - Delta Fire Protection District	10:00
Core - Core Rio Vista	03:50

ZONE	AVERAGE RESPONSE TIME 2021
Trilogy - Trilogy at Rio Vista	06:16
Liberty - Liberty Rio Vista	07:30
Delta - Delta Fire Protection District	09:35
Core - Core Rio Vista	03:45

POLICE

	Jan-21	Jan-22	Jan-23
Reports	77	81	76
Arrests	22	37	43
Citations	12	56	50

Incident Activity	Jan-21	Jan-22	Jan-23
911 Check	37	37	51
Agency Assistance	15	13	10
Audible Alarm	29	39	39
Battery/Assault	3	5	4
Citizen Assistance	54	34	34
DUI	2	3	2
Follow-Up Investigation	55	53	86
Fraud	13	5	8
Reckless Driving	7	15	13
Recovered Stolen Autos	2	3	1
Security Check	95	113	54
Theft/Burglary	34	8	10
Traffic Accident	7	6	11
Traffic/Pedestrian Stop	118	188	167
Welfare Check	32	49	45
Other	374	338	371
<b>Total Calls</b>	<b>877</b>	<b>909</b>	<b>906</b>

Code Enforcement:

2023	JAN
New Cases	6
Follow Up Inspections	12
Notices Sent	6
Citations Issued	0
Warrants	1
Appeals	0
Liens	0
Active Open Cases	21
Cases Closed	2
Cases Referred to Building	2
Cases Referred to P.W.	0
<b>TOTAL ENFORCEMENT ACTIONS:</b>	<b>50</b>
<b>OTHER:</b>	
Transports	
Training Hours	8



CITY OF RIO VISTA - MONTHLY REPORT - AUGUST 2022

JANUARY 2023 - DATA BY DEPARTMENT

PUBLIC WORKS

Airport

- Zero hangars available; nine people on the waiting list
- Fuel price \$5.39 per gallon

Building Permits

- 59 building permit inspections
- 40 final building inspections
- 49 building permits approved
- 0 new home permits pulled

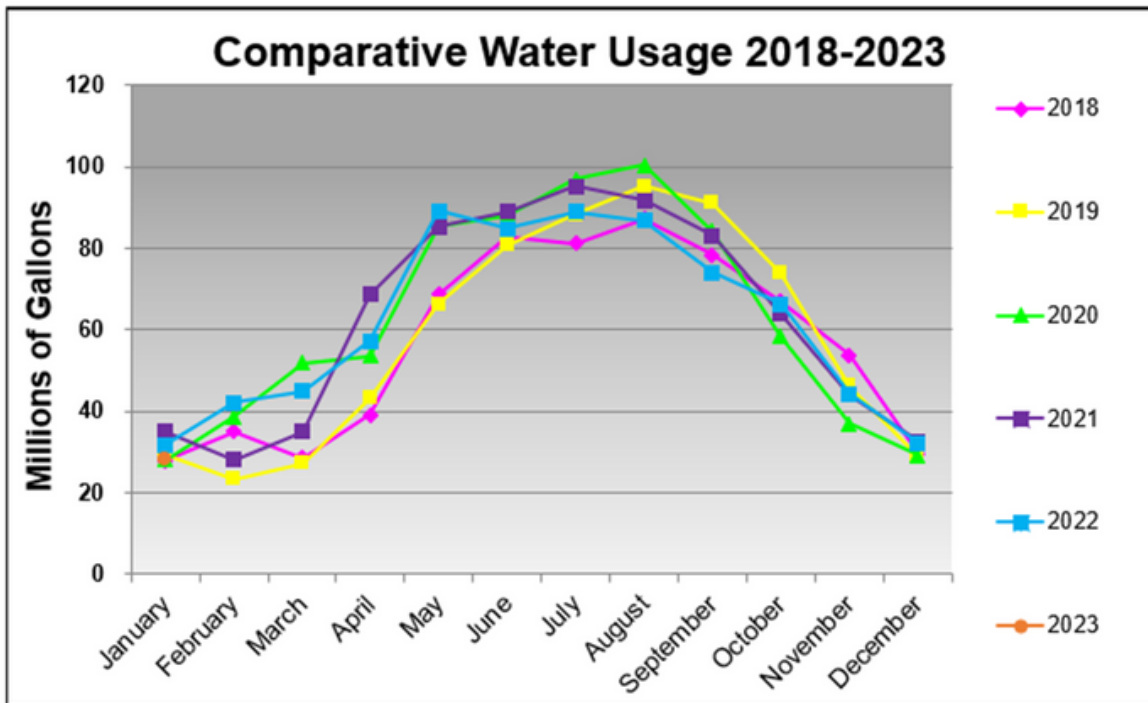
Business Licenses

- 156 Business License renewals processed

Delta Breeze (transit)

- Averaged 73 riders per week

Water Totals for January 2013 - 2023	
2013	28,158,000
2014	41,382,000
2015	32,311,000
2016	31,073,000
2017	23,860,000
2018	27,939,000
2019	29,393,000
2020	28,114,000
2021	34,922,000
2022	31,680,000
2023	28,194,000
*R-GPCD: 60.8	
Water Violations Warnings: 6	



The Public Works Department is available 24/7 for water-related emergencies.

For after-hours water emergencies, call on-call staff at (707) 249-7510.

Water emergencies include main breaks, service line breaks or damage, fire hydrant repairs, brown water, vandalism, and other urgent items that require emergency service.

